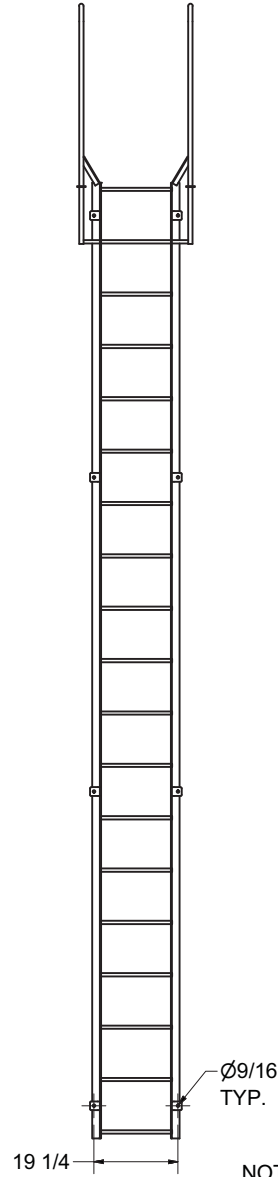
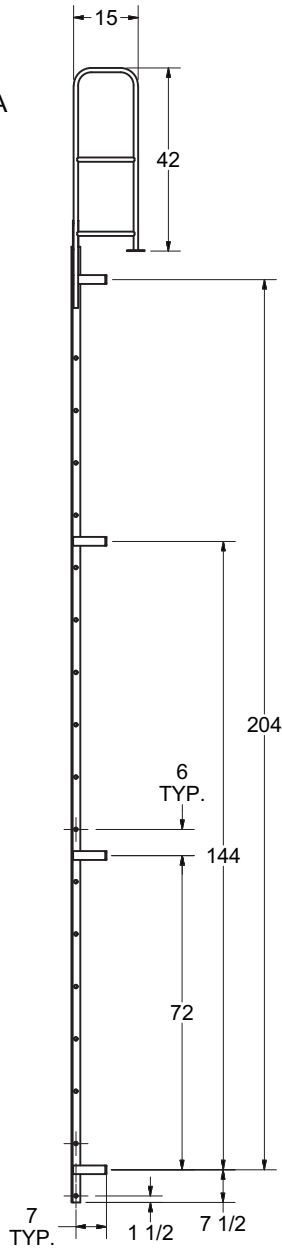
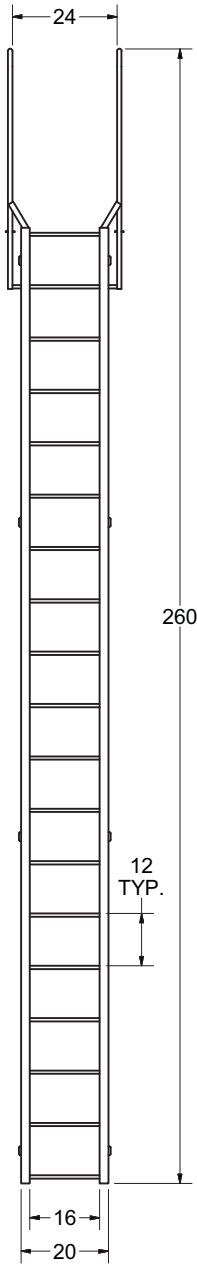


DETAIL A



NOTE:
STANDOFF BRACKET LOCATIONS
ARE $\pm 1"$.
DO NOT PREDRILL HOLES IN THE
STRUCTURE.
HOLES SHOULD BE MATCH DRILLED
TO INSURE PROPER ALIGNMENT

3D MODEL AVAILABLE IN STEP FILE FORMAT ON OUR WEBSITE



DRAWN	KJS	12/4/2017	
CHECKED			
APPROVED			TITLE
PART	3570237 F19W FOR CATALOG	F19W	
Drawing is computer generated, and print might not be to scale			REV
SIZE	C	DWG NO	3570237 F19W FOR CATALOG.dwg
DIMENSIONS IN INCHES UNLESS NOTED			A
			SHEET 1 OF 1